

SM (SURFACE MOUNTED) WIREWAY: I SERIES



DUPLEX POWER AND AV / TELECOM ANYWHERE

The new Connectrac SM (Surface Mounted) Wireway installs directly onto any type of flooring. It's the industry's newest alternative to core drilling and trenching, and provides a compact, low profile wireway that reaches from the wall to any type of furniture or equipment. The Connectrac SM Wireway is a mere 0.8" in height and is available in modular lengths of 6 feet and 4 feet. The SM Wireway combined with Connectrac's I Series power devices provide duplex power receptacles and a wide array of telecom / AV connector options. Typical applications include desks, lecterns, conferencing and training areas.

SM WIREWAY FEATURES

- + Installs directly onto any type of flooring
- + Clear anodized finish
- + Provides virtually any type of power and telecom connectivity
- + Connects to existing outlets or junction boxes
- + Wireways easily cut to length in the field

I SERIES POWER FEATURES

- + Duplex power receptacles (15 amp standard, 20 amp optional)
- + Multiple Telecom/AV connectors available for virtually any need

FOR PRODUCT INFORMATION CONTACT:

KEVIN SAINDON

Technology Solutions Specialist

direct **905.513.3609**

toll free **1.888.822.3111**


kevin.saindon@brigholme.com



CSA COMPLIANT ADA COMPLIANT - U.L. TESTED AND LISTED ©2013 STRONG PRODUCTS GROUP, LTD
PATENTS PENDING

SM WIREWAY: I SERIES COMMON APPLICATIONS

CLASSROOM LECTERN QUICK SPEC



SM / I-15 / 72 / 96

PRODUCT DESCRIPTION:

72" SM Wireway with I Series duplex power receptacle (15 amp) and 96" long power entry cable to connect to existing junction box.

KEY OPTIONS:

- + 4' Extension
- + Vertical Wall Channel Kit
- + Telecom/AV Connectors

INSTRUCTOR DESK QUICK SPEC



SM / I-15 / 120 / 288


PRODUCT DESCRIPTION:

120" SM Wireway with I Series duplex power receptacle (15 amp) and 96" long power entry cable to connect to existing junction box.

Key Options:

- + 4' Extension
- + Vertical Wall Channel Kit
- + Telecom/AV Connectors

AV/MEDIA UNIT QUICK SPEC



SM / I-15 / 72 / 96

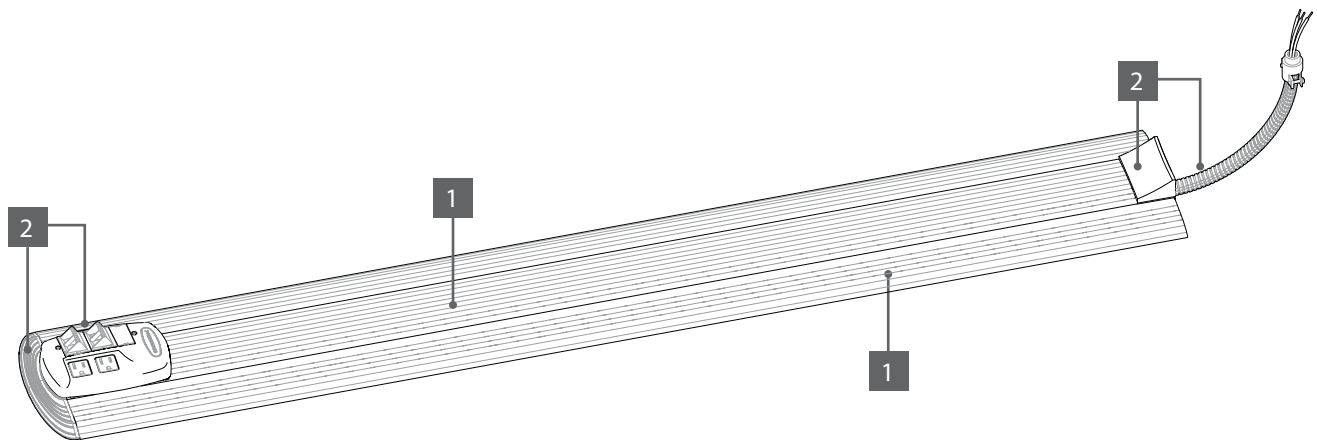
PRODUCT DESCRIPTION:

72" SM Wireway with I Series duplex power receptacle (15 amp) and 96" long power entry cable to connect to existing junction box.

KEY OPTIONS:

- + 4' Extension
- + Vertical Wall Channel Kit
- + Telecom/AV Connectors

STANDARD I SERIES SYSTEM COMPONENTS

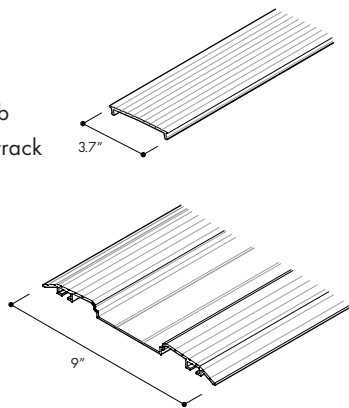


I Series wireway products come as complete systems and include the following components:

1 WIREWAY BOTTOM TRACK AND TOP CAP

PN: S-01-048-KIT-AL
S-01-072-KIT-AL

- + Bottom track anchors to slab
- + Top cap snaps into bottom track
- + Extruded aluminum
- + Available Lengths: 48", 72"

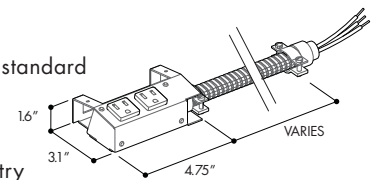


2 ELECTRICAL AND OTHER COMPONENTS

PN: I-02-15A-XXX -KIT* (15amp)
I-02-20A-XXX -KIT* (20amp)

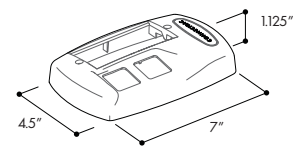
RECEPTACLE DEVICE

- + 3-wire, 1-circuit duplex NEMA 5-15 receptacle standard (NEMA 5-20 optional)
- + See "How to Specify" for available power entry cable lengths.



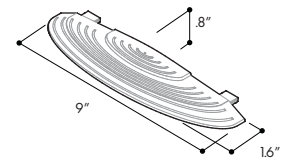
RECEPTACLE DEVICE COVER

- + Molded ABS, black
- + Secures onto receptacle
- + Contains (1) data opening for voice/data/AV, see telecom/AV options page.



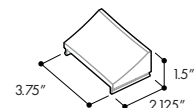
END COMPONENT

- + Silver polycarbonate
- + Connects to wireway bottom track with included hardware



WALL TRANSITION COVER

- + Silver polycarbonate
- + Snaps into bottom track



*'XXX' designates power entry cable length, see next page

HOW TO SPECIFY SM WIREWAY: I SERIES

For each run of Connectrac needed, describe the wireway length and desired options using the corresponding Spec Codes:

SAMPLE:

1	2	3	4	5 See next page for options & accessories		
Wireway Type	Power Option	Length of Wireway (in inches)	Length of Power Entry Cable (in inches)	Option/Accessory	Option/Accessory	Option/Accessory
SM	I-15	72	96	WC2		

In this example, the product code indicates an SM wireway equipped with an I Series 15-amp electrical system, 72" in length, with attached 96" flex conduit power entry cable and with optional 20" wall channel kit to connect to an existing surface-mounted junction box

CONNECTRAC SPEC CODE: SM / I-15 / 72 / 96 / WC2

See Options and Accessories on the following page.

1	WIREWAY TYPE
CODE	DESCRIPTION
SM	Surface mounted wireway; installs onto any type of flooring; clear anodized aluminum
2	POWER OPTION
CODE	DESCRIPTION
I-15	SM duplex receptacle (NEMA 5-15) kit; accommodates various telecom connectors; complete with pre-wired power entry cable to connect to an existing electrical receptacle or junction box (available in 72", 288" or 480" lengths), and wall transition component accessory (WTS)
I-20	SM duplex receptacle (NEMA 5-20) kit; accommodates various telecom connectors; complete with pre-wired power entry cable to connect to an existing electrical receptacle or junction box (available in 72", 288" or 480" lengths), and wall transition component accessory (WTS)
I-NO	SM no power system; wireway, end component accessory (ECS), two grommet accessories (GRB) and one wall transition component accessory (WTS)
3	LENGTH OF WIREWAY
CODE	DESCRIPTION
72	Total length of clear anodized wireway is 72" (single 72" length).
120	Total length of clear anodized wireway is 120" (72" wireway plus 48" wireway extension).
144	Total length of clear anodized wireway is 144" (72" wireway plus 72" wireway extension).
4	LENGTH OF POWER ENTRY CABLE
CODE	DESCRIPTION
96	Total length of flex conduit power entry cable is 96"; complete with conduit fitting at end for attachment to outlet or junction box. (I Series=1 circuit/3-wire).
288	Total length of flex conduit power entry cable is 288"; complete with conduit fitting at end for attachment to outlet or junction box. (I Series=1 circuit/3-wire).
480	Total length of flex conduit power entry cable is 480"; complete with conduit fitting at end for attachment to outlet or junction box. (I Series=1 circuit/3-wire).
CONTINUED ON NEXT PAGE	

NOTE: U Series, M Series, and V Series options also work well with the SM Wireway.

CONFIGURATION OPTIONS AND ACCESSORIES

Customize any Connectrac wireway system using options and accessories listed below.

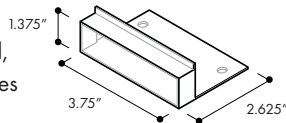
5

OPTIONS & ACCESSORIES Use the appropriate three-digit product code to specify Connectrac accessories.

RIB STEEL ROUGH-IN BOX

PN: RIB-00

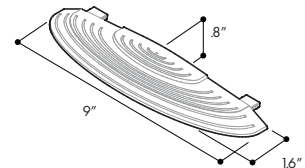
- + For optional use in new metal stud wall construction
- + Installed prior to gypsum board, it provides an opening for cables to pass through



ECS END COMPONENT

PN: E-S-01-SV-KIT

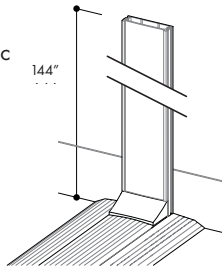
- + Provides a finished "end cap" to SM / I-NO systems
- + Silver polycarbonate



WC1 144" WALL CHANNEL KIT

PN: WCH-01-144-KIT

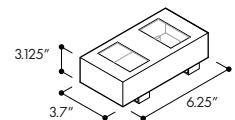
- + Vertical wireway, surface-mounts to wall to provide path from Connectrac system at floor to ceiling above
- + 12' (144") long



COM COMMUNICATIONS KIT

PN: COM-01-KIT

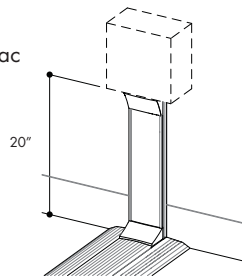
- + Steel device box allows for extra voice/data/AV capacity
- + 2 openings for up to 8 voice/data ports
- + 2 voice/data adapter plate kits



WC2 20" WALL CHANNEL KIT

PN: WCH-01-020-KIT-AL

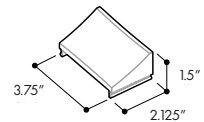
- + Vertical wireway, surface-mounts to wall to provide path from Connectrac system at floor to surface-mounted junction box
- + 20" long, can be trimmed
- + Junction box by others
- NOTE:** should be min. 2-1/8" deep



WTS TRANSITION COMPONENT

PN: WCH-T-05-SV-KIT

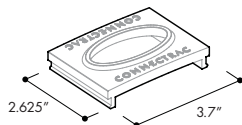
- + Allows cabling to leave wireway and enter "mouse hole" in either the wall or the side of a hollow table base
- + Silver polycarbonate
- + For black ABS plastic use code "WTB"



GRB GROMMET

PN: ACC-GRM-01

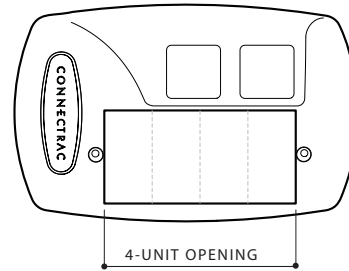
- + Snaps into wireway bottom track and allows cables to enter and/or exit wireway
- + Black ABS plastic



TELECOM/AV OPTIONS



The I Series receptacle incorporates a four-unit modular telecom opening. Each device comes with two UM03-BK unloaded modules from Hubbell that accommodate up to four keystone-sized connectors. These modules also accommodate keystone-sized connectors from a variety of other manufacturers.



UNLOADED MODULES FOR KEYSTONE CONNECTORS



Keystone Angled,
2-port 1.5 unit
UM03-BK



Keystone Flat,
1-port 1 unit
UM05-BK

UNLOADED MODULES FOR VGA / HDMI



Blank Angled - VGA/HDMI
1.5 unit
UM01-BK

KEYSTONE CONNECTORS AVAILABLE



Cat 6 Modular Snap Fit Jack
KS01-BK



USB Modular Snap Fit, USB 2.0, A to A
KS06-BL (blue)
KS06-WH (white)



Cat 5e Modular Snap Fit Jack
KS02-BK



USB Modular Snap Fit, USB 2.0, A to B
KS07-BL (blue)
KS07-WH (white)



USOC Modular Snap Fit Jack
KS03-BK



HDMI Modular Snap Fit Pass-Thru
KS08-BK (black)



Cat 6, Pass-Thru, F/F Coupler
KS04-BK



F-Connector, Pass-Thru, FF/Coupler
KS09-BK



Cat 5e, Pass-Thru, F/F Coupler
KS05-BK



3.5mm Audio, Screw Termination
KS10-BK

UNLOADED MODULES FOR VGA / HDMI



VGA Gender Changer, 15-Pin F/F
OC03



HDMI Pass-Thru Coupler
OC01

BLANK MODULES



.5 unit Blank
BM01-BK



1.0 unit Blank
BM02-BK



1.5 unit Blank
BM03-BK

LOADED MODULES



RCA Composite Video with
Left/Right Audio, Solder
LM01-BK



RCA Component Video, Solder
LM03-BK

NOTE: (1) BM01-BK and (4) BM02-BK are included with each I Series cover